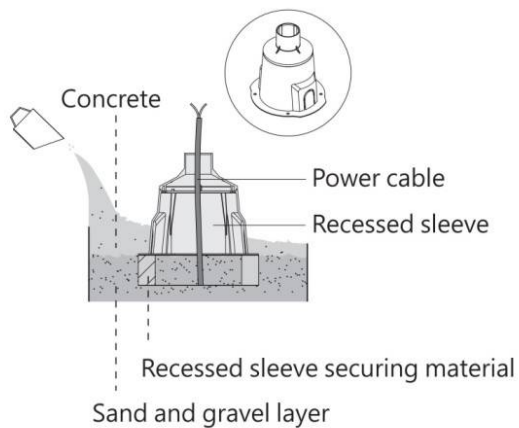


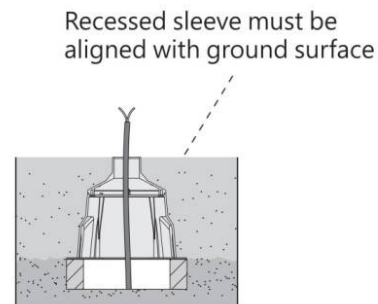


- Installation and wiring of luminaire must be in accordance with all applicable local codes.
- Installation, inspection, and maintenance of luminaires should be performed by a qualified electrician.
- DO NOT make or alter any open holes in the luminaire. Do not modify the luminaire.
- DO NOT install damaged product.
- Make sure electrical power is OFF before and during installation and maintenance.
- Make sure the equipment is properly grounded.
- Make sure the supply voltage is same as the rated fixture voltage.

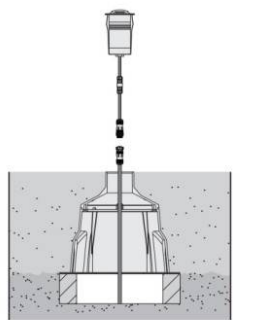
Step 1



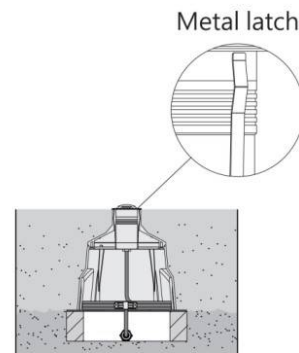
Step 2



Step 3



Step 4



## Wiring diagram

Low voltage on/off fitting: use external power supply, the input voltage of power supply must be consistent with the requested input voltage of the fitting as the fitting is constant voltage input type, The power consumption of power supply must be decided by installer according to the requirements from the site.

Example of wiring:

